



Unmatched Quality Tiles

The
Mystique
Collection

10' x 24'

250mm x 600mm



“Stile Mystique Collection

A Convenient Luxury

The Mystique Collection brings a dramatic & unique spark to your space. Its rich veining and subtle swirls create an elegant and timeless look. Experience the versatility of these ceramic tiles with designs that are epitome of convenient luxury.

Durable and versatile, The Mystique Collection is a brilliant way to bring the beautiful look of stone, or marble into your space while adding a touch of mixed colour & size combinations.

”





Unmatched Quality Tiles

Why Stile

Mystique Collection?

The Mystique Collection is incredibly versatile. Available in different colors and subtle designs, it can enhance any space in your home, including feature walls, backsplashes, shower area and more.

Whatever your décor style may be, The Mystique Collection has a wide selection of rich tiles with the beauty, durability, and easy maintenance you have always desired.

Size: 10x24 inches, 250mm x 600mm



Benefits of Using Stile Mystique Collection



Due to the glaze coating on the Stile Ceramic tiles, they are resistant to stains and fading.



They are resistant to household chemicals.



Tile is double fired in kiln for hardening, hence, if installed correctly, these tiles can ensure durability for decades.



Due to their finish, Stile Ceramic tiles are hygienic, easy to clean and low maintenance.



The designs can suit all types of tastes and can be accommodated in all households.



The installation of these tiles is ideal, easy and hassle-free.

Glazed Glossy Ceramic:

A thin coat of liquefied glass with a layer of glossy glaze is applied over the top surface of ceramic tile.

Glazed Matt Ceramic:

A thin coat of liquified glass with a layer of matt-coat is applied over the top surface of ceramic tile.

Stile Recommends:

Using them on interior and exterior walls. They can be used as a design element in bedroom, living room and drawing room in combination with other sizes that Stile offers. Also, we recommend using these on the backsplash areas of your modern, transitional, or traditional kitchens. Well-suited for domestic bathroom walls or making feature walls. They may also be installed on bathroom flooring.

Additionally, in commercial wall spaces such as offices and restaurants, these could be used for backsplashes in kitchens, coffee corners and bathrooms to add a modern & elegant look. These can also be used in other spaces creatively to enhance the overall design theme.

Recommended to use these in combination of other Stile collections having multiple designs & sizes. Preferably Stile Ceramic Collections in sizes of 8x12, 12x12 & 12x24. To add a more luxurious look, beautify this collection with a mix of Stile Porcelain Collection in size of 24x24.





E-MYT-008 | ROCK CORE

SURFACE FINISH | MATT

10X24 INCHES, 25X60 CM | RANDOM

VISUAL ALSO INCLUDES:




E-GM-001 | DARK GREY

SURFACE FINISH | MATT

24X24 INCHES, 60X60 CM | RANDOM





E-MYT-009 | GREY SAND

SURFACE FINISH | MATT

10X24 INCHES, 25X60 CM | RANDOM

VISUAL ALSO INCLUDES:



E-GM-XXI-F-14-B | GALAXY-MERCURY

SURFACE FINISH | MATT

24X24 INCHES, 60X60 CM | RANDOM






MYT-001 I DOVE
SURFACE FINISH I GLOSSY
10X24 INCHES, 25X60 CM I RANDOM

VISUAL ALSO INCLUDES:




PLAIN BLACK
SURFACE FINISH I GLOSSY
10X24 INCHES, 25X60 CM I REPEAT



GP-001 I PLAIN WHITE
SURFACE FINISH I GLOSSY
24X24 INCHES, 60X60 CM I REPEAT





MYT-002 | PEBBLE SEA STONE

SURFACE FINISH | GLOSSY

10X24 INCHES, 25X60 CM | RANDOM

VISUAL ALSO INCLUDES:



E-GP-002 | BEIGE

SURFACE FINISH | GLOSSY

24X24 INCHES, 60X60 CM | RANDOM






MYT-003 | OYSTER

SURFACE FINISH | GLOSSY

10X24 INCHES, 25X60 CM | RANDOM

VISUAL ALSO INCLUDES:



GP-012 | BROWN WHITE

SURFACE FINISH | GLOSSY

24X24 INCHES, 60X60 CM | RANDOM





MYT-004 | SANDALWOOD

SURFACE FINISH | GLOSSY

10X24 INCHES, 25X60 CM | RANDOM

VISUAL ALSO INCLUDES:



GP-031 | IVORY

SURFACE FINISH | GLOSSY

24X24 INCHES, 60X60 CM | RANDOM





MYT-005 | SAHARA

SURFACE FINISH | GLOSSY

10X24 INCHES, 25X60 CM | RANDOM

VISUAL ALSO INCLUDES:




GP-039 | SANDSTONE

SURFACE FINISH | GLOSSY

24X24 INCHES, 60X60 CM | RANDOM






MYT-006 | BLUE ONYX

SURFACE FINISH | GLOSSY

10X24 INCHES, 25X60 CM | RANDOM

VISUAL ALSO INCLUDES:



GP-042 | GLACIER

SURFACE FINISH | GLOSSY

24X24 INCHES, 60X60 CM | RANDOM





MYT-007 I OAT

SURFACE FINISH I MATT

10X24 INCHES, 25X60 CM I RANDOM

VISUAL ALSO INCLUDES:









GM-007 I BEIGE

SURFACE FINISH I MATT

24X24 INCHES, 60X60 CM I REPEAT

TECHNICAL CHARACTERISTICS

Wall - Ceramic Tiles, ISO 13006 Group BIII - Double Firing- Non-Rectified Tiles

S. No.		Technical Characteristics	Test Standard	Permissible Tolerance as per ISO norms	Stile Value
DIMENSION AND SURFACE QUALITY					
1		Dimension (Deviation in percentage from work size length and width)	ISO 10545-2	± 0.6 %	± 0.3 %
2		Thickness (Deviation in Percentage)	ISO 10545-2	± 10 %	± 3 %
3		Straightness of Sides (Maximum Deviation Percentage)	ISO 10545-2	± 0.3 %	± 0.2 %
4		Rectangularity (Maximum Deviation Percentage)	ISO 10545-2	± 0.5 %	± 0.4 %
5		Surface Flatness	ISO 10545-2	+0.5 / -0.3 %	+0.5 / -0.3 %
6		Surface Quality	ISO 10545-2	95% of tiles should be free from visible defects	Complied
PHYSICAL PROPERTIES					
7		Water Absorption %	ISO 10545-3	Greater than 10 %	14 % < E ≤ 16 %
8		Modulus of Rupture	ISO 10545-4	Avg of 7 Tiles 15 N/mm ²	Avg of 7 Tiles 15 N/mm ²
9		Breaking Strength	ISO 10545-4	> 600 N	> 700 N
10		Thermal Shock Resistance	ISO 10545-9	Required	Resistant
11		Crazing Resistance	ISO 10545-11	No Crazing	No Crazing
CHEMICAL PROPERTIES					
12		Resistance to Household Chemical*	ISO 10545-13	Min. Class-B	Class-A
13		Resistance to Staining**	ISO 10545-14	Min. Class-3	Class-5

Note:
*Household Chemicals: Ammonium Chloride, Sodium Hypochlorite, Hydrochloric acid, Citric acid, Lactic acid, Potassium Hydroxide
**Household Stains: Green Stain in light oil, Iodine Alcoholic solution, Olive oil

It is recommended that several cartons be opened and their contents checked and assembled to see the ideal color combination.
Please inspect all tiles prior to installation, company will not entertain complaints once tiles are laid/fixed.

Disclaimer:
These images are merely a representation of the actual product. We do not guarantee an exact colour match of the image to the actual product. There may be a difference in colour, shade and tone of the image with the actual product.

Available throughout Pakistan at our Dealerships and Stile Emporium & Design Studios



Click here for
Website



Click here for
Stile ToolBook



Click here for
Catalogs



Click here for
Stile Tile Visualiser



Click here for
Stile Tile Calculator



Click here for
Instagram



Click here for
Tile Installation
Instructions



Click here for
Store Locations

STILE EMPORIUM

• Design Studio • Wall & Floor Tiles • Building Materials

• Karachi • Hyderabad • Bahawalpur • Multan • Faisalabad • Lahore
• Gujranwala • Rawalpindi • Islamabad • Wah Cantt • Peshawar • Gilgit

☎ 021-111-000-039 🌐 www.stile.com.pk ✉ info@stile.com.pk
📷 [/stiletilesceramic](https://www.instagram.com/stiletilesceramic) 📺 [/ShabbirStile](https://www.facebook.com/ShabbirStile) 🖨 tiledesigner.stile.com.pk

Copyright © 2023 Shabbir Tiles and Ceramics Limited