



Unmatched Quality Tiles

The
VINTAGE
Collection

Wall & Floor Tiles



Unmatched Quality Tiles

The
VINTAGE
Collection

6" x 37"

140mm x 925mm

“Stile

Vintage Collection I Wooden Planks

Spanish living design often pays homage to history and maintains vintage elements throughout the space. The interiors are warm, welcoming and comfortable. In the inside of these homes, all colors used are natural and closer to nature.

Inspired by the Spanish style of living, we have created a stunning setting with the Vintage Collection. Each design embraces natural wood hues that gives a beautiful rustic appeal. It embodies a sense of both modern & traditional touches and a natural rustic color palette is the capstone of the style.

”



Unmatched Quality Tiles

Why Stile

Vintage Wooden Planks?

A wooden look exemplifies the beauty of nature and draws us into rich tones with imprinted grain patterns & deep streaks. The all-time, old favorite look adds a sense of warmth, depth, history & character. We offer you Stile Wooden Planks in our vintage collection that personify & enhance the beauty of aged wood while adding a touch of antiquity. This vintage collection in memory of olden times, sets out abundantly rustic shades of stained brown & greys with textured grains. Designed to give an old wooden finish look, these planks add exclusivity to any space for those who want to cherish & relive old memories.

Size: 6x37 inches, 140mm x 925mm

Benefits of Using Stile Vintage Collection I Wooden Planks



Stile Wooden Planks conform to high quality standards of durability as it is fired at high temperature.



Due to the glaze coating on Stile Wooden Planks, they are resistant to stains, scratches and fading.



These tiles have high slip resistance in dry and moderate slip resistance in wet conditions.



They are resistant to household chemicals.



Due to the hard glaze coating, these tiles can also be used in high traffic areas.



The installation of these tiles is ideal, easy and hassle-free.


Stile Wooden Planks:

Stile Wooden Planks give a modern & appealing look of wooden finish. It enables you to convert your wooden aspirations into reality. A thin coat of liquefied glass with a layer of matt-coat is applied over the top surface of a glazed wooden plank tile. It is recommended to be used on Wall and Floor.

Stile Recommends:

Using them on walls of Drawing & Living Room Feature Walls and floor of Bedroom, Drawing Room, Dining Room, Living Room, Lounge, Kitchen, Entrance, Elevations, Patios, Offices and Skirtings.





**E-WP-025 | VINTAGE-RUSTIC
ESPRESSO**

SURFACE FINISH | MATT

RANDOM, 6X37 INCHES, 14X92.5 CM
WOODEN PLANKS






Unmatched Quality Tiles



**E-WP-026 | VINTAGE-RUSTIC
ASH GREY**

SURFACE FINISH | MATT
RANDOM, 6X37 INCHES, 14X92.5 CM
WOODEN PLANKS







**E-WP-027 | VINTAGE-RUSTIC
SMOKEBURST**

SURFACE FINISH | MATT
RANDOM, 6X37 INCHES, 14X92.5 CM
WOODEN PLANKS





**E-WP-030 | VINTAGE-BLUE
TIMBER**

SURFACE FINISH | MATT
RANDOM, 6X37 INCHES, 14X92.5 CM
WOODEN PLANKS





Unmatched Quality Tiles



**E-WP-031 | VINTAGE-RUSTIC
MADERA**

SURFACE FINISH | MATT
RANDOM, 6X37 INCHES, 14X92.5 CM
WOODEN PLANKS





**E-WP-032 | VINTAGE-ANTIQUE
PINE**

SURFACE FINISH | MATT
RANDOM, 6X37 INCHES, 14X92.5 CM
WOODEN PLANKS



Unmatched Quality Tiles

The
VINTAGE
Collection

12" x 12"
300mm x 300mm

“Stile

Vintage Collection I Ceramic

The Vintage Collection draws inspiration from many eras & reflects traditional cultures embracing elements that celebrate the colours of ancient art and mesmerising beauty of rustic appeal. This work embodies elements of warmth to make your spaces more inviting and comfortable. Each design has a touch of antiquity presented in a modern way with hues of all time classics.

The theme depicts marks of well-loved patterns bringing flavours of rustiness & feelings of calmness to any environment. Their dusty blue, charcoal grey and rust brown hues coupled with frosty white base serves to truly radiate an age-old appearance and is ideal for any setting.

”



Unmatched Quality Tiles

Why Stile Vintage Ceramic?

With this classic range, you can create an elegant and contemporary look. A perfect choice on its own or paired with other products, these tiles can blend into any design theme and enhance the overall look and feel of your living space.

Ranging from contemporary projects to traditional installations, its durable and glazed features make tiles in this collection an idyllic choice.

Size: 12x12 inches, 300mm x 300mm

Benefits of Using Stile Vintage Collection I Ceramic



Due to the glaze coating on the Stile Ceramic tiles, they are resistant to stains and fading.



They are resistant to household chemicals.



Tile is double fired in kiln for hardening, hence, if installed correctly, these tiles can ensure durability for decades.



Due to their finish, Stile Ceramic tiles are hygienic, easy to clean and low maintenance.



The designs can suit all types of tastes and can be accommodated in all households.



The installation of these tiles is ideal, easy and hassle-free.

Glazed Matt Ceramic:

A thin coat of liquefied glass with a layer of matt-coat is applied over the top surface of ceramic tile.

Stile Recommends:

Using them on interior and exterior walls & floors. They can be used on the backsplash of your modern, transitional, or traditional kitchen. Well-suited for domestic bathroom walls. Can be used as a design element in bedroom, living room and drawing room. They can be installed on floor* for only domestic use having normal footwear with small amount of scratching dirt like residential halls, patios, balconies, loggias, terraces, kitchen, and living rooms.

Also, in commercial wall spaces such as offices and restaurants, these could be used for backsplash in kitchens, coffee corners and bathrooms to add a retro yet modern look for beautifying these spaces. These can also be used in other spaces creatively to enhance the overall design theme.

Note: Use these tiles with Stile Porcelain tiles.

*Refer to the guidelines in the end of this catalog.





E-VINTAGE-001 | STELLAR BROWN

SURFACE FINISH | MATT

12X12 INCHES, 300X300 CM





E-VINTAGE-002 | ANCHOR GREY

SURFACE FINISH | MATT

12X12 INCHES, 300X300 CM





E-VINTAGE-003 | TORTILLA BROWN

SURFACE FINISH | MATT

12X12 INCHES, 300X300 CM





E-VINTAGE-004 | ILLUSION BLUE

SURFACE FINISH | MATT

12X12 INCHES, 300X300 CM





E-VINTAGE-005 | DAMASK BROWN

SURFACE FINISH | MATT

12X12 INCHES, 300X300 CM





E-VINTAGE-006 | BELLFLOWER LINEN

SURFACE FINISH | MATT

12X12 INCHES, 300X300 CM



Unmatched Quality Tiles

The
VINTAGE
Collection
12" x 24"
300mm x 600mm

“Stile Vintage Collection I Bricks

An ode to the eclectic style of vintage bricks, this collection evokes the spirit of a bygone era, with its warm, earthy tones and textured, weathered finishes. It channels its iconic retro influence to add charm and character of old-fashioned design that speaks to our souls and captures our imaginations. The sense of history and authenticity that this collection brings to any space transports you back in time to an era of craftsmanship and artistry.

”



Unmatched Quality Tiles

Why Stile Vintage Bricks?

Designed to withstand the test of the time, they are a practical and durable choice that offer endless inspiration for creating spaces that are both functional and visually stunning. Their versatility and unique aesthetics make them perfect for creating accent walls, elevations, or even outdoor patios. Crafted with contrast and character, they are a statement piece wherever they are installed. With their unparalleled quality and visual appeal, these tiles are sure to inspire and delight you for years to come.

Size: 12x24 inches, 300mm x 600mm

Benefits of Using Stile Vintage Collection I Bricks



Due to the glaze coating on the Stile Ceramic tiles, they are resistant to stains and fading.



They are resistant to household chemicals.



Tile is double fired in kiln for hardening, hence, if installed correctly, these tiles can ensure durability for decades.



Due to their finish, Stile Ceramic tiles are hygienic, easy to clean and low maintenance.



The designs can suit all types of tastes and can be accommodated in all households.



The installation of these tiles is ideal, easy and hassle-free.

Die Punch Wall Tiles:

Tile pressed from die punch have some specific punch design or texture on upper surface of tile.

Glazed Matt Ceramic:

A thin coat of liquefied glass with a layer of matt-coat is applied over the top surface of ceramic tile.

Stile Recommends:

Using them on interior and exterior walls. Vintage Bricks are an excellent way to add an exposed brickwork accent to a kitchen, bathroom, or feature wall. Use them outdoors to highlight a patio or turn a rendered wall to brickwork.

In commercial spaces such as offices and restaurants, they could be used creatively on reception walls for adding a classy element or on the backsplash of coffee corners.





E-BRICKS – DYNASTY
DIE PUNCH, SURFACE FINISH I MATT
RANDOM, 12X24 INCHES, 30X60 CM





E-BRICKS – EMBER
DIE PUNCH, SURFACE FINISH I MATT
RANDOM, 12X24 INCHES, 30X60 CM





E-BRICKS – HIMALAYA
DIE PUNCH, SURFACE FINISH I MATT
RANDOM, 12X24 INCHES, 30X60 CM





Unmatched Quality Tiles







Unmatched Quality Tiles





Guidelines for Installing Ceramic Floor Tiles for Domestic Use Only

Ceramic Tiles are not recommended for use on floor with heavy traffic owing to its modulus of rupture being less than the floor tile i.e., 15 N/mm². If you still want to install these tiles on floor with moderate to high traffic, please ensure below parameters are followed for installation.

1. Do not soak tile in water

2. Clean & Levelled Surface

- Before you begin installing your ceramic tiles, take the time to ensure your surface is ready to receive them. Wash down the floor using a pressure washer to remove any dirt or chemicals. This will expose the surface to the mortar, which will ensure a better tile bond.

3. Mortar & Sealant

- Set the ceramic tiles in a latex-fortified thin-set mortar designed for prolonged use
- Use polymer-modified thin-set mortars like Stile Bond and mix with mortar additives rather than water like Stile Latex 73 to increase in strength.
- Make sure to bond the tile to the substrate with complete mortar coverage
- Apply sealant on mortar for making it waterproof

4. Grout & Sealant

- Select a grout to apply to the ceramic tiles that contains no Portland cement or epoxy. Both Portland cement and epoxy can discolour or weaken in the presence of pool chemicals.
- Use polymer grout i.e., Stile Grout as it has a lower water absorption level, and it is polymer-fortified for strength. Maintain a minimum of 2-3mm grout joint between the tiles to allow for movement.
- Grouts will be mixed with grout additives rather than water i.e., with Stile Grout Admix
- Sealant can be mixed in grout or apply on grout for making it waterproof

5. Setting of Tiles

- Spread the mortar onto the floor, combing it in one direction until there is a uniform depth
- Set the tiles into the mortar at a slight angle and twist them straight into place
- Use tile spacers if needed to maintain consistent grout joints
- After installing tiles, tap the block with a rubber mallet to drive the tiles evenly into the mortar
- Allow the mortar to cure for a minimum of 24 hours before grouting the tiles

TECHNICAL CHARACTERISTICS – Vitrified Wall & Floor Tiles I 6” x 37”
Vitrified – Glaze Matt Tiles, ISO 13006 Group BIIa – Rectified Tile





S. No.		Technical Characteristics	Test Standard	Permissible Tolerance as per ISO norms	Stile Value
DIMENSION AND SURFACE QUALITY					
1		Dimension (Deviation in percentage from work size length and width)	ISO 10545-2	± 0.6 %	± 0.15 %
2		Thickness (Deviation in Percentage)	ISO 10545-2	± 5 %	± 3 %
3		Straightness of Sides (Maximum Deviation Percentage)	ISO 10545-2	± 0.5 %	± 0.1 %
4		Rectangularity (Maximum Deviation Percentage)	ISO 10545-2	± 0.6 %	± 0.1 %
5		Surface Flatness	ISO 10545-2	± 0.5 %	+ 0.15 % / – 0.10%
6		Surface Quality	ISO 10545-2	95% of tiles should be free from visible defects	Complied
PHYSICAL PROPERTIES					
7		Water Absorption %	ISO 10545-3	3 % < E ≤ 6 %	3 % < E ≤ 6 %
8		Modulus of Rupture	ISO 10545-4	Avg. of 7 Tiles 22 N/mm ²	Avg. of 7 Tiles 25 N/mm ²
9		Breaking Strength	ISO 10545-4	> 1000 N	> 1200 N
10		Resistance to Surface Abrasion	ISO 10545-7	Min. Class III	V
11		Thermal Shock Resistance	ISO 10545-9	Required	Resistant
12		Crazing Resistance	ISO 10545-11	No Crazing	No Crazing
CHEMICAL PROPERTIES					
13		Resistance to Household Chemical*	ISO 10545-13	Min. Class-B	Class-A
14		Resistance to Staining**	ISO 10545-14	Min. Class-3	Class-5

Note:
 *Household Chemicals: Ammonium Chloride, Sodium Hypochlorite, Hydrochloric acid, Citric acid, Lactic acid, Potassium Hydroxide
 **Household Stains: Green Stain in light oil, Iodine Alcoholic solution, Olive oil

It is recommended that several cartons be opened and their contents checked and assembled to see the ideal color combination.
 Please inspect all tiles prior to installation, company will not entertain complaints once tiles are laid/fixed.

Disclaimer:
These images are merely a representation of the actual product. We do not guarantee an exact colour match of the image to the actual product. There may be a difference in colour, shade and tone of the image with the actual product.

TECHNICAL CHARACTERISTICS – Ceramic Wall & Floor Tiles I 12” x 12” & 12” x 24”
Ceramic – Glaze Matt Tiles - ISO 13006 Group BIII - Double Firing, Non-Rectified Tile

S. No.		Technical Characteristics	Test Standard	Permissible Tolerance as per ISO norms	Stile Value
DIMENSION AND SURFACE QUALITY					
1		Dimension (Deviation in percentage from work size length and width)	ISO 10545-2	± 0.6 %	± 0.3 %
2		Thickness (Deviation in Percentage)	ISO 10545-2	± 10 %	± 3 %
3		Straightness of Sides (Maximum Deviation Percentage)	ISO 10545-2	± 0.3 %	± 0.2 %
4		Rectangularity (Maximum Deviation Percentage)	ISO 10545-2	± 0.5 %	± 0.4 %
5		Surface Flatness	ISO 10545-2	+0.5 / -0.3 %	+0.5 / -0.3 %
6		Surface Quality	ISO 10545-2	95% of tiles should be free from visible defects	Complied
PHYSICAL PROPERTIES					
7		Water Absorption %	ISO 10545-3	Greater than 10 %	14 % < E ≤ 16 %
8		Modulus of Rupture	ISO 10545-4	Avg. of 7 Tiles 15 N/mm ²	Avg. of 7 Tiles 15 N/mm ²
9		Breaking Strength	ISO 10545-4	> 600 N	> 700 N
10		Thermal Shock Resistance	ISO 10545-9	Required	Resistant
11		Crazing Resistance	ISO 10545-11	No Crazing	No Crazing
CHEMICAL PROPERTIES					
12		Resistance to Household Chemical*	ISO 10545-13	Min. Class-B	Class-A
13		Resistance to Staining**	ISO 10545-14	Min. Class-3	Class-5

Note:

*Household Chemicals: Ammonium Chloride, Sodium Hypochlorite, Hydrochloric acid, Citric acid, Lactic acid, Potassium Hydroxide

**Household Stains: Green Stain in light oil, Iodine Alcoholic solution, Olive oil

It is recommended that several cartons be opened and their contents checked and assembled to see the ideal color combination.
Please inspect all tiles prior to installation, company will not entertain complaints once tiles are laid/fixed.

Disclaimer:

These images are merely a representation of the actual product. We do not guarantee an exact colour match of the image to the actual product. There may be a difference in colour, shade and tone of the image with the actual product.

Available throughout Pakistan at our Stile Emporium & Design Studios



Click here for
Website



Click here for
Stile ToolBook



Click here for
Catalogs



Click here for
Stile Tile Visualiser



Click here for
Stile Tile Calculator



Click here for
Instagram



Click here for
Tile Installation
Instructions



Click here for
Store Locations

STILE EMPORIUM

• Design Studio • Wall & Floor Tiles • Building Materials

• Karachi • Hyderabad • Bahawalpur • Multan • Faisalabad • Lahore
• Gujranwala • Rawalpindi • Islamabad • Wah Cantt • Peshawar • Gilgit

☎ 021-111-000-039 🌐 www.stile.com.pk ✉ info@stile.com.pk
📷 [/stiletilesceramic](https://www.instagram.com/stiletilesceramic) 📺 [/ShabbirStile](https://www.facebook.com/ShabbirStile) 💻 tiledesigner.stile.com.pk

Copyright © 2023 Shabbir Tiles and Ceramics Limited