



Unmatched Quality Tiles

The All-New

LANDSCAPE

Signature Collection

24" x 24"

600mm x 600mm



“Stile Landscape Collection

Inspired by the rugged & majestic terrains of Pakistan, each tile of ‘The Landscape Collection’ is crafted with intricate detail, weaving together the textures and colors of the natural world to create a truly captivating work of art.

Embrace the landscape & go back to your roots with a distinct range of warm, earthy tones. Designed to provide a dedicated setting for everyday life through its simplistic and natural look, this collection can add a touch of real beauty to any living space.

”



Why Stile

Landscape Collection?

The Landscape Collection captures the strength and monumentality of the Real Porcelain in a way that is both majestic and elegant. With high strength, durability & aesthetics, this collection comes with supremacy that can move mountains.

Whether you are looking to create a cozy retreat in your home or add a touch of natural elegance to your space, these tiles are the perfect choice. From the soft beige of the rolling hills to the deep grays of the rocky peaks and earthy browns of the sandy beaches, the aim is to bring a sense of depth and inspiration to any space they are installed on.

Size: 24x24 inches, 60x60 cm, 600x600 mm

Benefits Of Using Stile Landscape Collection



These tiles are renowned to be Pakistan's Only Real Full Body Porcelain tile*. As it has less than 0.5% water absorption, this improves strength and durability.



Firing at higher temperatures and using more refined clay creates denser porcelain tiles, which if installed correctly ensure durability for decades.



Owing to the non-porous nature of this tile, they are resistant to stains and fading.



Having low water propensity, these tiles are easy to maintain.



It is resistant to household chemicals thus it maintains its color, design and surface finish for a longer time.



The installation of these tiles is ideal, easy and hassle-free.

Glazed Matt Porcelain:

A thick layer of Matt glass-coat is applied on the surface of the porcelain body to make it suitable for areas where slip resistance is required. Can be used on both Wall and Floor.

Stile Recommends:


Using them on the Wall & Floor of Drawing Room, Dining Room, Living Room, Bedrooms, Feature Walls and Bathrooms. Can also be used in Patios, Balconies, Conference Halls, Offices, Restaurants and Exteriors.

Note:

For best results, use Stile Bond and Stile Grout.

*Stile Porcelain Tile is certified by European Quality Standards of Centro Ceramico, Italy.






E-SC-LS-GM-027 | CLIFF

SURFACE FINISH | MATT

RANDOM, 24X24 INCHES, 60X60 CM

FULL BODY GLAZE PORCELAIN





E-SC-LS-GM-029 | VOLCANIC ASH

SURFACE FINISH | MATT

RANDOM, 24X24 INCHES, 60X60 CM
FULL BODY GLAZE PORCELAIN






E-SC-LS-GM-031 | MOONGLOW

SURFACE FINISH | MATT

RANDOM, 24X24 INCHES, 60X60 CM
FULL BODY GLAZE PORCELAIN





E-SC-LS-GM-033 | EARTHSCAPE

SURFACE FINISH | MATT

RANDOM, 24X24 INCHES, 60X60 CM
FULL BODY GLAZE PORCELAIN

DESIGN



Guide



Unmatched Quality Tiles



E-SC-LS-GM-027 | CLIFF

RANDOM, 24X24 INCHES, 60X60 CM

SURFACE FINISH | MATT



E-SC-LS-GM-029 | VOLCANIC ASH
RANDOM, 24X24 INCHES, 60X60 CM
SURFACE FINISH | MATT



Unmatched Quality Tiles



E-SC-LS-GM-031 | MOONGLOW
RANDOM, 24X24 INCHES, 60X60 CM
SURFACE FINISH | MATT


















Unmatched Quality Tiles



E-SC-LS-GM-033 | EARTHSCAPE
RANDOM, 24X24 INCHES, 60X60 CM
SURFACE FINISH | MATT

TECHNICAL CHARACTERISTICS | Porcelain Tiles, ISO 13006 Group B1a – Rectified Tiles

S. No.		Technical Characteristics	Test Standard	Tolerance as per ISO norms	Stile Value
					Glazed Matt Porcelain
DIMENSION AND SURFACE QUALITY					
1		Dimension (Deviation in percentage from work size length and width)	ISO 10545-2	± 0.6 %	± 0.2 %
2		Thickness (Deviation in Percentage)	ISO 10545-2	± 5 %	± 3 %
3		Straightness of Sides (Maximum Deviation Percentage)	ISO 10545-2	± 0.5 %	± 0.2 %
4		Rectangularity (Maximum Deviation Percentage)	ISO 10545-2	± 0.6 %	± 0.2 %
5		Surface Flatness	ISO 10545-2	± 0.5 %	± 0.2 %
6		Surface Quality	ISO 10545-2	95% of tiles should be free from visible defects	Complied
PHYSICAL PROPERTIES					
7		Water Absorption %	ISO 10545-3	< 0.5 %	< 0.5 %
8		Modulus of Rupture	ISO 10545-4	Avg. of 7 Tiles 35 N/mm²	Avg. of 7 Tiles 35 N/mm²
9		Breaking Strength	ISO 10545-4	> 1300 N	> 2000 N
10		Resistance to Surface Abrasion	ISO 10545-7	I – V	IV
11		Thermal Shock Resistance	ISO 10545-9	Required	Resistant
12		Crazing Resistance	ISO 10545-11	No Crazing	No Crazing
13		Frost Resistance	ISO 10545-12	Required	Resistant
CHEMICAL PROPERTIES					
14		Resistance to Household Chemical*	ISO 10545-13	Min. Class-B	Class-A
15		Resistance to Staining**	ISO 10545-14	Min. Class-3	Class-5

Note:

*Household Chemicals: Ammonium Chloride, Sodium Hypochlorite, Hydrochloric acid, Citric acid, Lactic acid, Potassium Hydroxide

**Household Stains: Green Stain in light oil, Iodine Alcoholic solution, Olive oil

It is recommended that several cartons be opened and their contents checked and assembled to see the ideal color combination.
Please inspect all tiles prior to installation, company will not entertain complaints once tiles are laid/fixed.

Disclaimer:

These images are merely a representation of the actual product. We do not guarantee an exact colour match of the image to the actual product. There may be a difference in colour, shade and tone of the image with the actual product.

Available throughout Pakistan at our Stile Emporium & Design Studios



Click here for
Website



Click here for
Stile ToolBook



Click here for
Catalogs



Click here for
Stile Tile Visualiser



Click here for
Stile Tile Calculator



Click here for
Instagram



Click here for
Tile Installation
Instructions



Click here for
Store Locations

STILE EMPORIUM

• Design Studio • Wall & Floor Tiles • Building Materials

• Karachi • Hyderabad • Bahawalpur • Multan • Faisalabad • Lahore
• Gujranwala • Rawalpindi • Islamabad • Wah Cantt • Peshawar • Gilgit

© +92-311-11STILE 🌐 www.stile.com.pk ✉ info@stile.com.pk
📷 [/stiletilesceramic](https://www.instagram.com/stiletilesceramic) 📱 [/ShabbirStile](https://www.facebook.com/ShabbirStile) 🖨 tiledesigner.stile.com.pk

Copyright © 2023 Shabbir Tiles and Ceramics Limited