



Unmatched Quality Tiles

The **Elite** Collection

24" x 48"

600mm x 1200mm



Unmatched Quality Tiles



“Stile Elite Collection

The nature-inspired Elite Collection is a manifestation of grandeur and luxe in Real Porcelain base. Each design is an embodiment of everlasting patterns exhibiting elegant veins, sandy grains & smooth ripples imitating the textures of natural stones & marble.

Explore the endless design possibilities with this nature-enthused range featuring an architectural colour palette with subtle tones of ivory, beige, grey, taupe and charcoal.

”

Why Stile Elite Collection?

When the charming beauty of finest materials in nature combine with the utmost advantages of real full-body porcelain in terms of performance, durability and ease of installation & maintenance – you are sure to create timeless spaces with sophisticated ambiances.

The classy transitioning patterns of marble, granite, stone and concrete effects with varied finishes will invoke a sense of spaciousness & continuity to match your style and aesthetic taste while creating beautiful interiors and exteriors.

Size: 24x48 inches, 600mm x 1200mm

Benefits Of Using Stile Elite Collection



These tiles are renowned to be Pakistan's Only Real Full Body Porcelain tile. As it has less than 0.5% water absorption, this improves strength and durability.



Owing to the non-porous nature of this tile, they are resistant to stains and fading.



It is resistant to household chemicals thus it maintains its color, design and surface finish for longer time.



Firing at higher temperatures and using more refined clay creates denser porcelain tiles, which if installed correctly ensure durability for decades.



Having low water propensity, these tiles are easy to maintain.



The installation of these tiles is ideal, easy and hassle-free.




Glazed Polish Porcelain:

Layer of glass-coat is applied on the surface of the porcelain body and then it's polished with a layer of wax through Teflon boots to make it extra shiny and stain-free. Can be used on both Wall and Floor.

Stile Recommends:

Using them in Bedrooms, Living Room, Drawing Room, Balconies, Kitchen, Hallways, Offices, Loggias and Terraces.



Glazed Matt Porcelain:

A layer of matt glass-coat is applied on the surface of the porcelain body to make it suitable for areas where slip resistance is required. Can be used on both Wall and Floor.

Stile Recommends:

Using them in Patios, Dining Room Wall & Floor, Bedrooms, Living Room, Drawing Room, Balconies, Feature Walls, Conference Halls, Offices, Restaurants, Exteriors and Bathrooms.



Lapato Polish:

Lapato Polish tiles have a softly polished finish, featuring a higher shine than matt tiles but a gentler finish than a traditional polished porcelain tile. It is a perfect balance between a matt and polished tile. Tiles with this finish tend to be more slip resistant than fully polished porcelain tiles. Can be used on both Wall and Floor.

Stile Recommends:

Using them in Bedroom, Living Room, Balconies and Patios.





Unmatched Quality Tiles




ELT-XX-F-15-B | STONEAGE-TRAVERTINE

SURFACE FINISH | MATT

RANDOM, 24X48 INCHES, 60X120 CM

FULL BODY GLAZE PORCELAIN





ELT-XX-F-15-B | STONEAGE-DUNES

SURFACE FINISH | MATT

RANDOM, 24X48 INCHES, 60X120 CM
FULL BODY GLAZE PORCELAIN





Unmatched Quality Tiles




ELT-XX-F-15-B | STONEAGE-GRAVEL

SURFACE FINISH | MATT

RANDOM, 24X48 INCHES, 60X120 CM
FULL BODY GLAZE PORCELAIN






ELT-XX-F-15-C | STONEAGE-GRAPHITE

SURFACE FINISH | LAPATO POLISH

RANDOM, 24X48 INCHES, 60X120 CM
FULL BODY GLAZE PORCELAIN





ELT-XX-F-15-C | STONEAGE-CRYSTAL


SURFACE FINISH | LAPATO POLISH

REPEAT, 24X48 INCHES, 60X120 CM
FULL BODY GLAZE PORCELAIN





Unmatched Quality Tiles




ELT-GM-002 | CEMENT GREY

SURFACE FINISH | MATT

RANDOM, 24X48 INCHES, 60X120 CM

FULL BODY GLAZE PORCELAIN







Unmatched Quality Tiles



ELT-GM-003 | SILVER

SURFACE FINISH | MATT


RANDOM, 24X48 INCHES, 60X120 CM
FULL BODY GLAZE PORCELAIN







Unmatched Quality Tiles




ELT-GM-012 | GREY WHITE

SURFACE FINISH | MATT

RANDOM, 24X48 INCHES, 60X120 CM

FULL BODY GLAZE PORCELAIN






ELT-GM-022 | STONEAGE-SHORE

SURFACE FINISH | MATT

RANDOM, 24X48 INCHES, 60X120 CM
FULL BODY GLAZE PORCELAIN





ELT-GM-023 | STONEAGE-ROCK

SURFACE FINISH | MATT

RANDOM, 24X48 INCHES, 60X120 CM
FULL BODY GLAZE PORCELAIN





ELT-GM-024 | STONEAGE-GREY REEF

SURFACE FINISH | MATT

RANDOM, 24X48 INCHES, 60X120 CM
FULL BODY GLAZE PORCELAIN





Unmatched Quality Tiles



ELT-GM-025 | STONEAGE-RAINFOREST

SURFACE FINISH | MATT

RANDOM, 24X48 INCHES, 60X120 CM

FULL BODY GLAZE PORCELAIN





Unmatched Quality Tiles




ELT-GM-026 | STONEAGE-HORIZON

SURFACE FINISH | MATT

RANDOM, 24X48 INCHES, 60X120 CM
FULL BODY GLAZE PORCELAIN





ELT-GP-001 | PLAIN WHITE

SURFACE FINISH | GLOSSY

REPEAT, 24X48 INCHES, 60X120 CM
FULL BODY GLAZE PORCELAIN





Unmatched Quality Tiles



ELT-GP-002 | IVORY

SURFACE FINISH | GLOSSY

RANDOM, 24X48 INCHES, 60X120 CM
FULL BODY GLAZE PORCELAIN







Unmatched Quality Tiles



ELT-GP-003 | GREY

SURFACE FINISH | GLOSSY


RANDOM, 24X48 INCHES, 60X120 CM
FULL BODY GLAZE PORCELAIN







Unmatched Quality Tiles



ELT-GP-004 | GREY WHITE

SURFACE FINISH | GLOSSY

RANDOM, 24X48 INCHES, 60X120 CM

FULL BODY GLAZE PORCELAIN





ELT-GP-005 | BROWN WHITE

SURFACE FINISH | GLOSSY

RANDOM, 24X48 INCHES, 60X120 CM
FULL BODY GLAZE PORCELAIN





Unmatched Quality Tiles



ELT-GP-006 I BROWN

SURFACE FINISH I GLOSSY

RANDOM, 24X48 INCHES, 60X120 CM
FULL BODY GLAZE PORCELAIN







ELT-GP-025 | STONEAGE-SEASHELL

SURFACE FINISH | GLOSSY

RANDOM, 24X48 INCHES, 60X120 CM
FULL BODY GLAZE PORCELAIN





Unmatched Quality Tiles



ELT-GP-026 | STONEAGE-DESERT

SURFACE FINISH | GLOSSY

RANDOM, 24X48 INCHES, 60X120 CM

FULL BODY GLAZE PORCELAIN





Unmatched Quality Tiles



ELT-GP-031 | STONEAGE-SPLASH

SURFACE FINISH | GLOSSY

RANDOM, 24X48 INCHES, 60X120 CM

FULL BODY GLAZE PORCELAIN





Unmatched Quality Tiles



ELT-GP-032 | STONEAGE-STROKE

SURFACE FINISH | GLOSSY

RANDOM, 24X48 INCHES, 60X120 CM

FULL BODY GLAZE PORCELAIN





Unmatched Quality Tiles




ELT-GP-033 | STONEAGE-OPAL CARRARA

SURFACE FINISH | GLOSSY

RANDOM, 24X48 INCHES, 60X120 CM

FULL BODY GLAZE PORCELAIN





ELT-GP-034 | STONEAGE-FLINT

SURFACE FINISH | GLOSSY

RANDOM, 24X48 INCHES, 60X120 CM
FULL BODY GLAZE PORCELAIN


















Unmatched Quality Tiles



TECHNICAL CHARACTERISTICS

Porcelain Tiles, ISO 13006 Group B1a – Rectified Tiles

S. No.		Technical Characteristics	Test Standard	Tolerance as per ISO norms	Stile Value		
					Lapato Polish	Glaze Matt Porcelain	Glaze Polish Porcelain
DIMENSION AND SURFACE QUALITY							
1		Dimension (Deviation in percentage from work size length and width)	ISO 10545-2	± 0.6 %	± 0.2 %	± 0.2 %	± 0.2 %
2		Thickness (Deviation in Percentage)	ISO 10545-2	± 5 %	± 3 %	± 3 %	± 3 %
3		Straightness of Sides (Maximum Deviation Percentage)	ISO 10545-2	± 0.5 %	± 0.2 %	± 0.2 %	± 0.2 %
4		Rectangularity (Maximum Deviation Percentage)	ISO 10545-2	± 0.6 %	± 0.2 %	± 0.2 %	± 0.2 %
5		Surface Flatness	ISO 10545-2	± 0.5 %	± 0.2 %	± 0.2 %	± 0.2 %
6		Surface Quality	ISO 10545-2	95% of tiles should be free from visible defects	Complied	Complied	Complied
PHYSICAL PROPERTIES							
7		Water Absorption %	ISO 10545-3	< 0.5 %	< 0.5 %	< 0.5 %	< 0.5 %
8		Modulus of Rupture	ISO 10545-4	Avg. of 7 Tiles 35 N/mm ²	Avg. of 7 Tiles 35 N/mm ²	Avg. of 7 Tiles 35 N/mm ²	Avg. of 7 Tiles 35 N/mm ²
9		Breaking Strength	ISO 10545-4	> 1300 N	> 2000 N	> 2000 N	> 2000 N
10		Resistance to Surface Abrasion	ISO 10545-7	I – V	IV	IV	III
11		Thermal Shock Resistance	ISO 10545-9	Required	Resistant	Resistant	Resistant
12		Crazing Resistance	ISO 10545-11	No Crazing	No Crazing	No Crazing	No Crazing
13		Frost Resistance	ISO 10545-12	Required	Resistant	Resistant	Resistant
CHEMICAL PROPERTIES							
14		Resistance to Household Chemical	ISO 10545-13	Min. Class-B	Class-A	Class-A	Class-A
15		Resistance to Staining	ISO 10545-14	Min. Class-3	Class-5	Class-5	Class-5

It is recommended that several cartons be opened and their contents checked and assembled to see the ideal color combination. Please inspect all tiles prior to installation, company will not entertain complaints once tiles are laid/fixed.

Disclaimer:
 These images are merely a representation of the actual product. We do not guarantee an exact colour match of the image to the actual product. There may be a slight difference in colour, shade and tone of the image with the actual product.

Store Locations:

Karachi:

Stile Emporium & Design Studio – DHA Bukhari

Plot 22-C Lane 4, Bukhari Commercial, Phase-VI DHA, Karachi.

Phone: +92-21-37249564

Stile Emporium & Design Studio – 26th Street

Plot No: C-8-C, 26th Street, Phase-V, DHA, Karachi.

Phone: +92-21-37228922

Stile Emporium & Design Studio – Star Gate

Metro Cash & Carry, Near Star Gate, Main Sharah-e-Faisal, Karachi.

Phone: +92-21-34601372-74

Stile Emporium – Factory Outlet

15th Milestone, National Highway, Landhi, Karachi.

Phone: +92-21-35015024-25, +92-21-38183610-11

Stile Emporium – Bahria Town

Build-Mate, 82-B, Midway Commercial,

Opposite Cine Gold Cinema Parking, Bahria Town, Karachi.

Phone: +92-300-8269689

Hyderabad:

Stile Emporium & Design Studio – Hyderabad

Shop No. 13 & 14, Fortune Arcade, Jamshoro Road, Next to KFC, Near Qasim Chowk, Hyderabad.

Phone: +92-300-0647227

Bahawalpur:

Stile Emporium & Design Studio – Bahawalpur

Ground Floor, Commercial Building, Khawat No. 199/197, Moza Banda, Multan Road, Bahawalpur.

Phone: +92-300-2032142

Multan:

Stile Emporium & Design Studio – Multan

Officers Colony, Main Bosan Road, Chungi No. 9, Next to Crystal Mall, Multan.

Phone: +92-61-2078492

Faisalabad:

Stile Emporium & Design Studio – Faisalabad

Talha Heights, P-243, 2-A Main Susan Road, Near Khyber Bank, Faisalabad.

Phone: +92-41-8739988

Lahore:

Stile Emporium & Design Studio – DHA Lahore

164, CCA, Phase-IV, DHA, Lahore.

Phone: +92-42-37185710-12

Stile Emporium – Metro Thokar

Metro Cash & Carry, Thokar Niaz Baig, Multan Road, Lahore.

Phone: +92-301-8282212

Rawalpindi:

Stile Emporium & Design Studio – Rawalpindi

Al Shareef Plaza, Ground Floor, Shamsabad, Main Muree Road, Rawalpindi.

Phone: +92-51-4935521-23

Islamabad:

Stile Emporium – Metro Islamabad

Metro Cash & Carry, Sector I-11/4, Islamabad.

Phone: +92-51-8469524

Wah Cantt:

Stile Emporium & Design Studio – Wah Cantt.

Khan Plaza, Khasra No. 434, G.T. Road, Near Raja Saab Mall, Wah Cantt.

Phone: +92-51-4926280-81

Peshawar:

Stile Emporium & Design Studio – Peshawar

162/408, Tahkal Payan, University Road, Peshawar.

Phone: +92-91-3028068



Scan for Tile Installation
Instructions



Scan for Catalogs

☎ 021-37188453

✉ info@stile.com.pk

🌐 www.stile.com.pk

📱 /ShabbirStile

📷 /stiletilesceramic

💻 tiledesigner.stile.com.pk